



INDIAN SCHOOL AL WADI AL KABIR

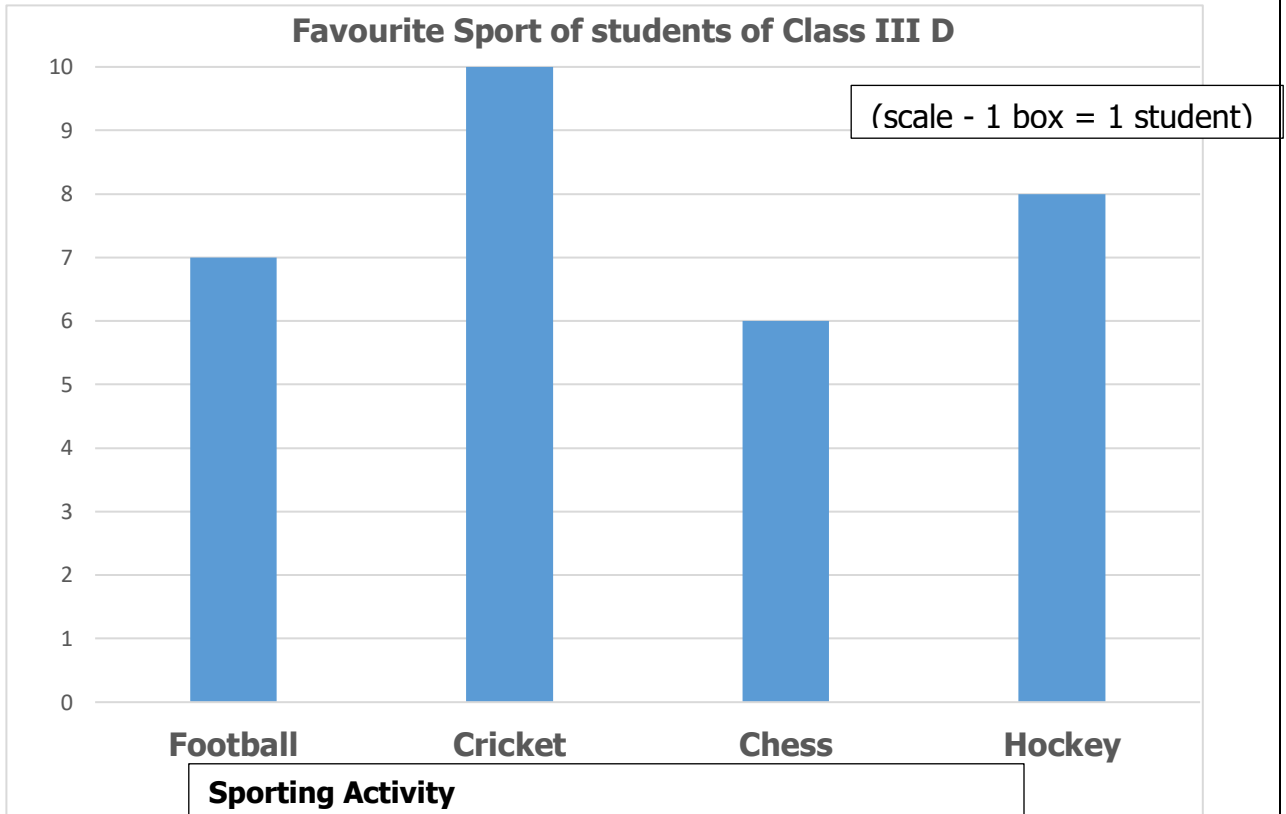
DEPARTMENT OF MATHEMATICS (2021-2022)

TOPIC: CHAPTER 12: HANDLING DATA

WORKSHEET NO. 1/1

RESOURCE PERSON: Ms. BINDU JOHN

NAME: _____ CLASS: III SEC: _____ DATE: _____




Number of Students

Q1. Ms. Monica asked her students to give names for their favourite Sporting activity in School. The data collected by her has been represented using the given Bar graph. Observe the Bar Graph and answer the questions that follow.


- a) Which Sport is liked by the maximum number of students? _____
- b) How many students opted to play Chess? _____
- c) Which sport is liked more than football but less than Cricket? _____
- d) Total number of students in class III D is _____
- e) How many students like Cricket more than Hockey? _____
- f) Students got motivated to take hockey because
1) India Team won the bronze medal in Hockey in Tokyo Olympics.

2) Hockey is our National Game.

3) Both of these.

Q2. Star Automobile Company sales declined in the year 2019-20 people because of Corona pandemic. Data has been collected for the various colour cars and represented through this Pictograph. (Key - One  face = 2 people).

Observe the Pictograph carefully and answer the questions that follow.



1) Write a suitable title for the Pictograph _____

2) Which colour car was bought by the least number of people? _____

3) How many red cars were sold altogether? _____

4) Maximum sale was of _____ colour car and _____ cars were sold.

5) Can you tell how many cars were sold in all? _____

6) The total sale of silver and white cars was _____ in number.

7) Only 4 _____ colour cars were sold.